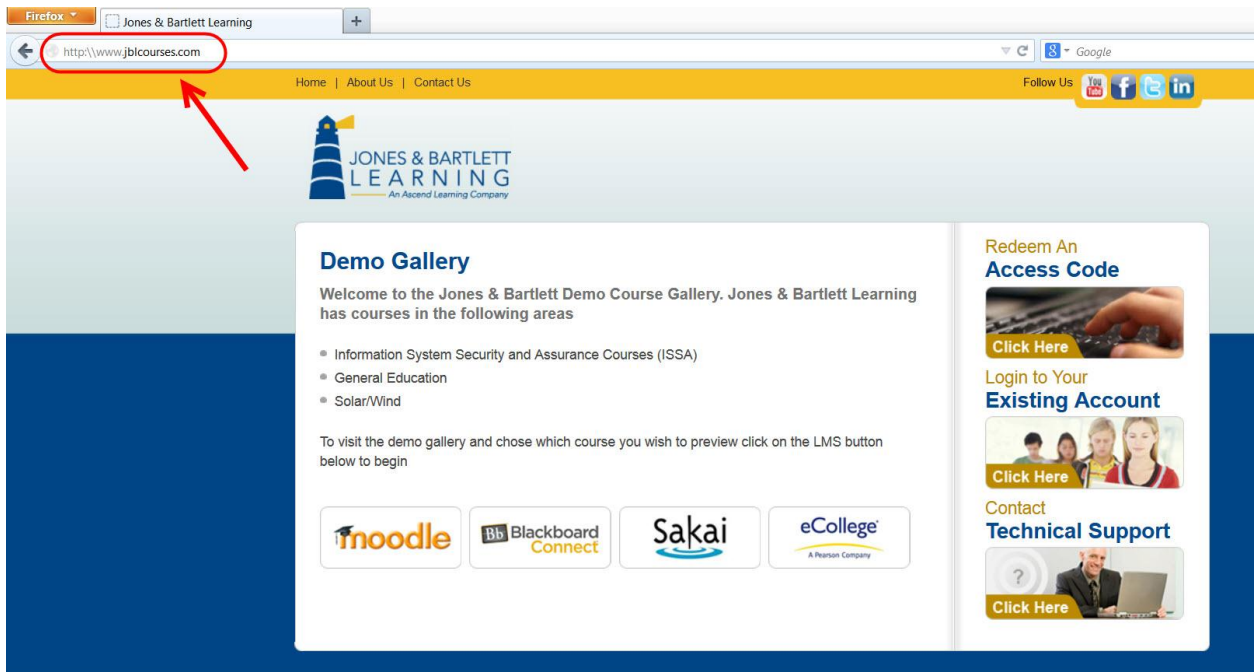
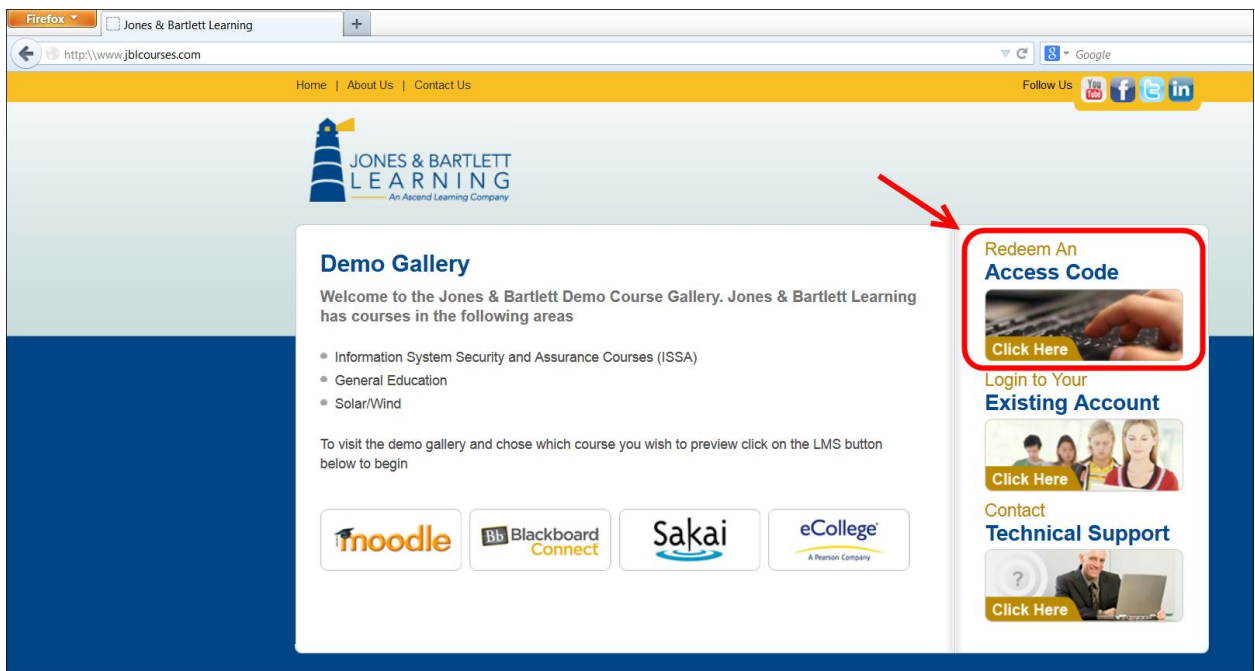


How Do I Redeem An Access Code?

1. Navigate to <http://www.jblcourses.com/>



2. Click **Redeem An Access Code**



3. Type your 8 digit lab access code in the text box next to Lab access code



The screenshot shows the Jones & Bartlett Learning logo at the top left. Below it is the title "Lab Access Code". There are four steps listed: Step 1: Obtain a lab access code. Step 2: Type in your lab access code. Step 3: Type in your course code. Step 4: Click the Submit button. At the bottom, there are two input fields: "Lab access code:" with the value "98508635" and "Course code:" which is empty. A yellow "Submit" button is below the fields. A red arrow points to the lab access code field.

JONES & BARTLETT LEARNING
An Ascend Learning Company

Lab Access Code

Step 1: Obtain a lab access code. Check with your instructor to determine where to find your code.

Step 2: Type in your lab access code. Sample code: 98508635

Step 3: Type in your course code. Sample code: 7462

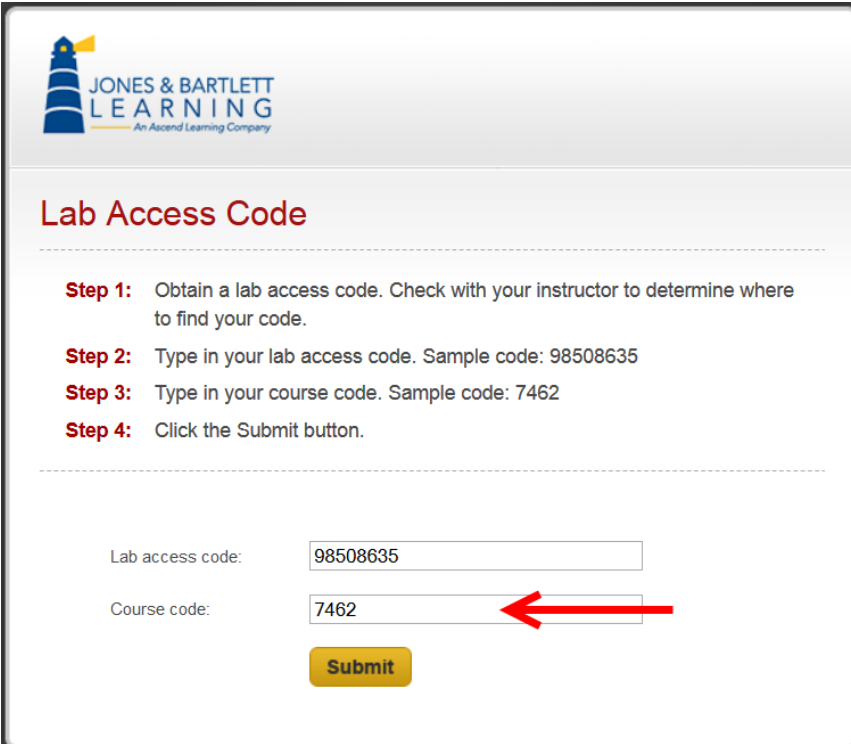
Step 4: Click the Submit button.

Lab access code:

Course code:

Submit

4. Type your 4 digit Course Code in the text box next to Course Code
 - a. Contact your instructor code if you did not receive a Course Code



The screenshot shows the Jones & Bartlett Learning logo at the top left. Below it is the title "Lab Access Code". There are four steps listed: Step 1: Obtain a lab access code. Step 2: Type in your lab access code. Step 3: Type in your course code. Step 4: Click the Submit button. At the bottom, there are two input fields: "Lab access code:" with the value "98508635" and "Course code:" with the value "7462". A yellow "Submit" button is below the fields. A red arrow points to the course code field.

JONES & BARTLETT LEARNING
An Ascend Learning Company

Lab Access Code

Step 1: Obtain a lab access code. Check with your instructor to determine where to find your code.

Step 2: Type in your lab access code. Sample code: 98508635

Step 3: Type in your course code. Sample code: 7462

Step 4: Click the Submit button.

Lab access code:

Course code:

Submit

6. Click **Submit**

JONES & BARTLETT LEARNING
An Ascend Learning Company

Lab Access Code

Step 1: Obtain a lab access code. Check with your instructor to determine where to find your code.

Step 2: Type in your lab access code. Sample code: 98508635

Step 3: Type in your course code. Sample code: 7462

Step 4: Click the Submit button.

Lab access code:

Course code:

7. Type the User Name that you used to register previously or complete the new user sign up!

- a. Note: This is **not** the same username and password you used to register with www.jblearning.com
- b. If you have not yet registered, please refer to the FAQ: How Do I Create A New User Account?

JONES & BARTLETT LEARNING
An Ascend Learning Company

Login

Step 1: Enter the user name that you have used to register previously.

Step 2: Enter the password that you have used to register previously. Password is case-sensitive.

Step 3: Click the Submit button.

User name:

Password:

[Forgot Password](#)

8. Type the Password you used to register previously
 - a. The password is case sensitive
 - b. If you forgot your password, please refer to the FAQ: How Do I Reset A Password?

JONES & BARTLETT LEARNING
An Ascend Learning Company

Login

Step 1: Enter the user name that you have used to register previously.

Step 2: Enter the password that you have used to register previously.
Password is case-sensitive.

Step 3: Click the Submit button.

User name:

Password: ←

[Submit](#)

[Forgot Password](#)

9. Click **Submit**

JONES & BARTLETT LEARNING
An Ascend Learning Company

Login

Step 1: Enter the user name that you have used to register previously.

Step 2: Enter the password that you have used to register previously.
Password is case-sensitive.

Step 3: Click the Submit button.

User name:

Password:

[Submit](#) ←

[New User Sign Up!](#) | [Forgot Password](#)

You have successfully entered your course and should see the **Course List** on your screen.

