



ITMG 350 PREDICTION REPORT



Philadelphia Eagles

23 L

at

Super Bowl



New England Patriots

26 W

DESCRIPTIVE ANALYSIS

PREDICTED: 26-23, PATRIOTS

MY PROGRAM
+ ONLINE PREDICTION MACHINE

EXPERT AVERAGES

TOTAL

/ 3 = AVERAGE SCORE

I KNOW NEXT TO NOTHING ABOUT FOOTBALL, SO MY PREDICTIONS WERE

NOT INFLUENCED BY ANY TEAM PREFERENCE OR PRIOR KNOWLEDGE. I

OBTAINED MY SCORE GUESS BY AVERAGING THE SCORES PREDICTED BY

EXPERT PREDICTIONS, AN ONLINE PREDICTION MACHINE, AND MY

PROGRAM IN EXCEL, WHICH I WILL DISCUSS IN THE FOLLOWING PAGES.

MY PROGRAM

PREDICTED: 26.4 PATRIOTS, 23.6 EAGLES

	TOTAL OFFENSE	PASSING	RUSHING	TOTAL DEFENSE	PASSING	RUSHING	TAKEAWAY-GIVEAWAY	SUPERBOWL EXP.	INJURIES	QB RANKINGS	
NEW ENGLAND PATRIOTS	1	2	10	29	30	20	6	32	0	1	
PHILADELPHIA EAGLES	7	13	3	4	17	1	11	6	0	19	
NEP SCORE	99	98	90	71	70	80	65	64	100	99	
PHESCORE	93	87	97	96	83	99	35	12	100	81	
WEIGHT	0.1	0.1	0.05	0.1	0.1	0.05	0.15	0.1	0.1	0.15	

PREDICTED SCORE	
PATRIOTS	26.41366826
EAGLES	23.58633174

I LOOKED UP RANKINGS FOR VARIOUS STATS SUCH AS OFFENSE, DEFENSE,

TURNOVERS, SUPERBOWL EXPERIENCE, & QUARTERBACK RANKINGS.

I GAVE WEIGHTS ACCORDING TO WHAT I GOOGLED WAS MOST IMPORTANT

TO WINNING. ACCORDING TO RANKINGS AND OTHER STATS, EACH TEAM


















WAS GIVEN A SCORE OUT OF 100, WITH 100 BEING THE BEST. THESE WERE

THEN AVERAGED TO A TOTAL SCORE AND CONVERTED TO A RELATIVE

PERCENTAGE AND MULTIPLIED BY 50 TO GET A PREDICTED SCORE.

EXPERT AVERAGES

PREDICTED: 25.2 PATRIOTS, 21.7 EAGLES

NAME	WINNER	SCORE
Todd Archer , Cowboys reporter		26-20
Sarah Barshop , Texans reporter		23-20
Dane Beavers , ESPN.com editor		30-27
Stephania Bell , Injury analyst		31-20
Chris Berman , NFL host		24-21
Matthew Berry , Senior fantasy sports analyst		21-17
Matt Bowen , ESPN Insider		27-20
Tedy Bruschi , NFL Live analyst		24-21
Heather Burns , ESPN.com NFL editor		24-21
Rich Cimini , Jets reporter		24-20
Ryan Clark , NFL Live analyst		24-20
Mike Clay , ESPN Insider		26-22
Jac Collinsworth , Sunday NFL Countdown reporter		24-20
Greg Cosell , NFL Matchup analyst		27-24
Courtney Cronin , Vikings reporter		24-19
Jeff Darlington , NFL reporter		24-22
Rob Demovsky , Packers reporter		31-23

AVERAGE SCORE	
PATRIOTS	25.20588235
EAGLES	21.67647059

ESPN SURVEYED EXPERTS. I TOOK ALL THESE SCORES AND AVERAGED

THEM TO GET AN AVERAGE GUESS OF 25.2 PATRIOTS TO 21.7 EAGLES.

ONLINE PREDICTOR

PREDICTED: 28 PATRIOTS, 23 EAGLES



PREDICTION MACHINE	
PATRIOTS	28
EAGLES	23

FOR THE LAST PARAMETER, I USED AN ONLINE PREDICTOR,

PREDICTIONMACHINE.COM, WHICH HAD PREDICTIONS ON THE SUPERBOWL
SCORES.

RESULTS

PREDICTION RESULT

PREDICTED: 26 PATRIOTS, 23 EAGLES

ACTUAL: 26 PATRIOTS, 23 EAGLES



AVERAGING THE THREE RESULTS, I CAME UP WITH A PREDICTION OF 26 TO

23, IN FAVOR OF THE PATRIOTS. IF THIS WERE A LARGER PROJECT, I

WOULD TAKE MORE PARAMETERS INTO CONSIDERATION, AND I WOULD

TEST AND MODIFY MY SIMULATION WITH PAST DATA TO DETERMINE MORE

ACCURATE CRITERIONS AND WEIGHTS.

THE ACTUAL SCORE WAS 41- 33 EAGLES.